



Marketing Website Summary

Data From Google Analytics

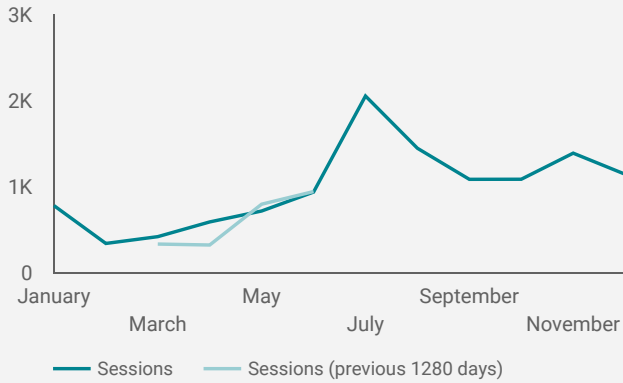
Users
10,012
↑ 349.4%

Sessions
12,010
↑ 400.0%

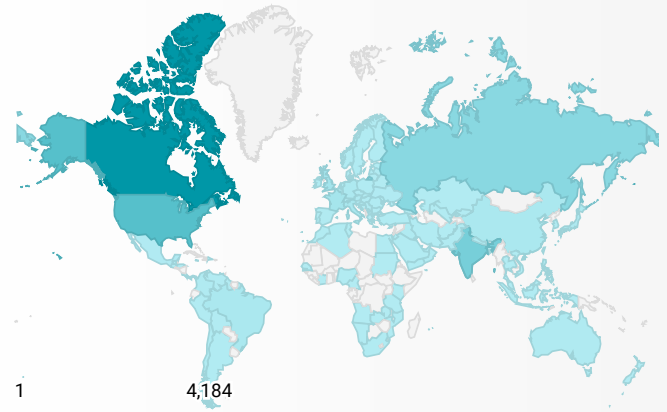
Pageviews
20,446
↑ 564.3%

Bounce Rate
76.2%
↓ -8.2%

How are site sessions trending?

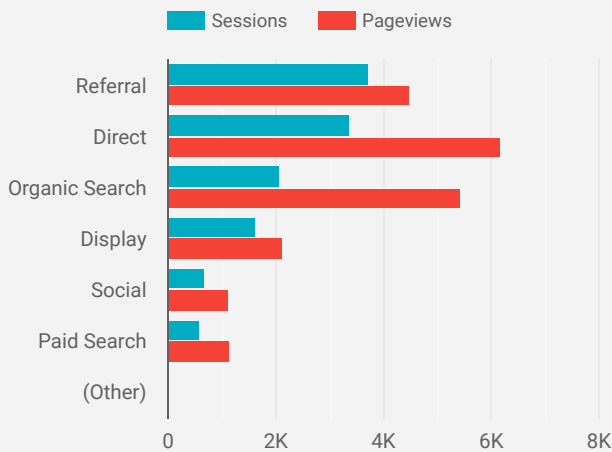


What are the top countries by sessions?



Which channels are driving engagement?

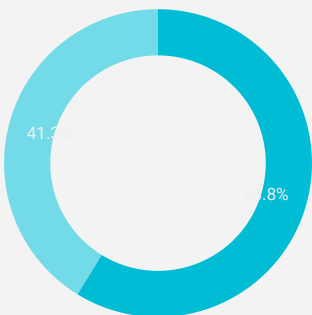
Goal: Engaged Users



	Country	Sessions	Pageviews
1.	Canada	4,184	
2.	United States	2,159	
3.	India	1,382	
4.	Russia	955	
5.	(not set)	850	
6.	United Kingdom	327	
7.	France	312	
8.	Italy	214	
9.	China	172	
10.	Brazil	163	
11.	Germany	107	

1 - 20 / 114 < >

Engagement by Age & Gender



Google Ad Campaign

	Campaign	Clicks	CPC	Cost
1.	Shore Denture Clinic	472	\$5.54	\$2,615
2.	Denture Clinic in Edmo...	228	\$4.47	\$1,019.02
3.	Denture Clinic in Edmo...	8	\$2.76	\$22.1
4.	Display - April 18	1,941	\$0.57	\$1,097